

Model	Description	Package
-------	-------------	---------

PS Series

GLS-2001/PSx CD Control Board for Playstation series



JAMMA standard	1.Main board (GLS-2001)	...1
Two mode for round and timer	2.Joystick board (JPS2-210)	...2
Screen display setting	3.Joystick cable (JPSC-100C)	...2
Support 2 coins and 2 players	4.RGB (AV) cable (PSAV-100C)	...1
16 games inside	5.Extend wire (WEC-103)	...2
Hi-Fi Stereo amplifier	6.Reset device (PRST-001) for	
Automatic reset PS2	PlayStation2 only	...1
Frame checking accounts function		

MPS-600T PS2 Timer Board for JAMMA



JAMMA standard	1.Main board (MPS-600T)	...1
Apply to PAL/NTSC system	2.Joystick cable (WPS-100JC)	...2
Screen display setting	3.RGB (AV) cable (WPS-200AV)	...1
Support 2 coins and 2 players	4.Reset device (PRST-001) for	
Automatic reset PS2 console	PlayStation2 only	...1
Frame checking accounts function		
Support TV out		
Support DUALSHOCK controller		

MPS-930T PS3 VGA Timer Board for JAMMA




JAMMA standard	1.Main board (MPS-930T)	...1
Screen display setting	2.Joystick cable (WUB-104MC)	...2
Support 2 coins and 2 players	3.RGB (AV) cable (WPS-200AV)	...1
Automatic reset PS2 console	4.Reset device (PRST-003) for	
Frame checking accounts function	PlayStation3 only	...1
Support VGA or RGB out		
Support SIXAXIS controller		

XBox Series

GLS-2001/XB	CD Control Board for XBOX		
MXB-905T	XBoxTimer Board for JAMMA		
	JAMMA standard	1.Main board (MXB-505T)	...1
	Apply to PAL/NTSC system	2.Joystick cable (WXB-100JC)	...2
	Screen display setting	3.RGB (AV) cable (WXB-100AV)	...1
	Support 2 coins and 2 players	4.Reset device (XRST-001) for	
	Automatic reset Xbox console	XBox only	...1
	Frame checking accounts function		
	Support Controller S active		
MXB-800VT	Xbox VGA Timer Board for JAMMA		
	JAMMA standard	1.Main board (MXB-800VT)	...1
	VGA output	2.Joystick cable (WXB-100JC)	...2
	Support Controller S and joystick	3.RGB (AV) cable (WXB-100AV)	...1
	Apply to PAL/NTSC system	4.Extend Joystick cable	
	Time bonus function	(WXB-200JE)	...2
	Screen display setting	5.LED wire (WXB-800LED)	...2
	Support 2 coins and 2 players	6.*Reset device (XRST-001) for	
	Automatic reset Xbox console	XBox only	...1
	Frame checking accounts function	* : option	
VT-605T	XBox 360 VGA Timer Board		
	VGA output	1.Main board (VT-605T)	...1
	Support 2 coins and 2 players	2.VGAinput cable (VGC-100C)	...1
	Hi-Fi Stereo amplifier	3.Extend wire (WEC-103L)	...2
	Screen display setting	4.Extend wire (WEC-104L)	...1
	Frame checking accounts function	5.Extend Joystick cable	
	DC 12 voltage input	(WUB-104FM)	...2
		6.Reset device (XRST-360)	...1
		7. Power adapter	...1





Wii Series

WT-708T	Wii Timer Board		
	Apply to PAL/NTSC system	1.Main board (WT-708T)	...1
	Screen display setting	2.AV out cable (AVC-103C)	...1
	Frame checking accounts function	3.Extend wire (WEC-103L)	...1
	Time up alarm function	4.Reset device (WRST-001)	...1
	Support two way input	5.Extend wire (WEC-102LL)	...1
	DC 12 voltage input	6. Power adapter	...1



ALL Series

<p>DT-810T</p> 	<p>Digital LED Timer Board</p> <p>Support 2 coins and 2 players</p> <p>Time up alarm function</p> <p>DC 12 voltage input</p>	<p>1.Main board (DT-810T) ...1</p> <p>2.Extend wire (WEC-103L) ...2</p> <p>3.Extend wire (WEC-102L) ...3</p>
<p>DT-1000</p> 	<p>Digital LED Timer Board For USB</p> <p>Support 2 coins and 2 players</p> <p>Support USB connector for controller</p> <p>Time up alarm function</p> <p>DC 12 voltage input</p>	<p>1.Main board (DT-1000) ...1</p>
<p>ATA-700T</p>  <p>For PS2,PS3, For Xbox, X360 For GameCube</p>	<p>AV to AV Multi-function Timer Board</p> <p>Apply to PAL/NTSC system</p> <p>Screen display setting</p> <p>Support 2 coins and 2 players</p> <p>Working with multi console</p> <p>Provide bouns point function</p> <p>Time up alarm function</p> <p>Frame checking accounts function</p>	<p>1.Main board (ATA-700T) ...1</p> <p>2.Extend Joystick cable (WPS-100JE) ...2</p> <p>3.AV out cable (AVC-103C) ...1</p> <p>4.Extend wire (WEC-103L) ...2</p> <p>5.Extend wire (WEC-104L) ...1</p> <p>6. Reset device (PRST-001) ...1</p> <p>7.Power adapter ...1</p>
<p>YTV-730AT</p>  <p>For PS2,PS3, For Xbox, X360 For GameCube</p>	<p>YUV(YPbPr) to VGA Timer Board</p> <p>Apply to PAL/NTSC system</p> <p>VGA output (480i ~ 1080i)</p> <p>Screen display setting</p> <p>Support 2 coins and 2 players</p> <p>Working with multi console</p> <p>Time up alarm function</p> <p>Frame checking accounts function</p>	<p>1.Main board (YTV-730AT) ...1</p> <p>2.Extend Joystick cable (WPS-100JE) ...2</p> <p>3.Extend wire (WEC-103L) ...2</p> <p>4.Extend wire (WEC-103S) ...1</p> <p>5.Power adapter ...1</p> <p>6.*Reset device (PRST-001) for each Console * : option ...1</p>
<p>HTV-900T</p>  <p>For PS2,PS3, For Xbox, X360 For GameCube</p>	<p>VGA Timer Board</p> <p>Support AV, RGB, YPbPr/YCbCr,*S-video input</p> <p>Support resolution 640x480 ~ 1920x1200</p> <p>Support input source automatic scan</p> <p>Screen display setting</p> <p>Hi-Fi Stereo amplifier</p> <p>Support 2 coins and 2 players</p> <p>Frame checking accounts function</p>	<p>1.Main board (HTV-900T) ...1</p> <p>2.Extend Joystick cable (WPS-100JE) ...2</p> <p>3.Extend wire (WEC-103L) ...2</p> <p>4.Extend wire (WEC-103S) ...1</p> <p>5.Power adapter ...1</p> <p>6.*Reset device (PRST-001) for each Console * : option ...1</p>

Converter Series

<p>XTV-715</p> 	<p>YUV(YPbPr) to VGA Board</p> <p>VGA output (480i ~ 1080i)</p> <p>Working with multi console</p>	<p>1.Main board (XTV-715) ...1</p> <p>2. RGB (AV) cable (WXB-100AV) ...1</p> <p>3. Extend wire (WEC-104L) ...1</p>
<p>CTV-910</p> 	<p>15k~24k CGA &AV to VGA Board</p> <p>Support AV, 15k~24k RGB(CGA) input</p> <p>Support resolution 640x480 ~ 1920x1200</p> <p>Support input source automatic scan</p> <p>Screen display setting</p> <p>DC 5 voltage input</p>	<p>1.Main board (CTV-910) ...1</p> <p>2. RGB cable (WEC-105L) ...1</p> <p>3. Power wire (WEC-102L) ...1</p>
<p>STV-908</p> 	<p>Dual 15k~24k CGA &AV to VGA Board</p> <p>Support AV, dual 15k~24k RGB(CGA), *S-video, *YPbPr/YCbCr input</p> <p>Support input and audio ports exchange</p> <p>Support resolution 640x480 ~ 1920x1200</p> <p>Support input source automatic scan</p> <p>Screen display setting</p> <p>DC 5 voltage input</p>	<p>1.Main board (STV-908) ...1</p> <p>2. RGB cable (WEC-105L) ...2</p> <p>3. Control wire (WEC-102L) ...1</p> <p>3. Power wire (WEC-102L) ...1</p>
<p>CTA-201N</p> 	<p>RGB to AV control Board (NTSC)</p> <p>For NTSC system</p> <p>RGB 15Khz input</p> <p>Sound input</p> <p>TV & Sound output</p> <p>DC 5 voltage input</p>	<p>1.Main board (CTA-201N) ...1</p> <p>2. RGB cable (WEC-106L) ...1</p>

Coin Series

<p>CTC-150</p> 	<p>Coin Control Board</p> <p>Support use x coin number to play credit x time</p> <p>Easy installation</p>	<p>1.Main board (CTC-150N) ...</p> <p>2. Extend wire (WEC-103L) ...2</p>
<p>CTC-250</p> 	<p>LED Coin Control Board</p> <p>Dual eight LED display</p> <p>Support use x coin number to play credit x time</p> <p>Easy installation</p>	<p>1.Main board (CTC-150N) ...1</p> <p>2. Extend wire (WEC-103L) ...2</p>